

SX1CH-5x5M Series

Explosion Proof Fixed Camera Housing

Integrated with 5MP 5x Optical Zoom Ventionex VX3 DNN Analytics Camera Module



SX1CH



SX1CH-W



SX1CH-LEDW

Main Features



Marine grade
AISI316L Stainless
Steel material



Ex II 2 G Ex db op pr IIC T6 Gb
/ Ex II 2 D Ex tb op pr IIIC
T80°C Db



IP 66 / 68



Vandal-proof IK10
ratings



Option for IEEE
802.3at PoE+



Support Deep Neural
Network Accelerated
Engine Analytics



Motorized 2.7 -
12.0 mm



Option for LED
illuminator available

Technical Data

General	
Certification	Ex II 2 G Ex db op pr IIC T6 Gb / Ex II 2 D Ex tb op pr IIIC T80°C Db
Protection Level	IP 66 / 68, TVS 6000V Lightning Protection, Surge Protection and Voltage Transient Protection
Operating Temperature	-40°C to 60°C
Relative Humidity	≤95%
Mechanical	
Body Material	AISI316L Stainless Steel
Sight Glass Material	Window with hardened mineral clear tempered glass
	Window with Germanium glass (for SX1CH-G and SX1CH-GL models)
Overall Dimension (WxHxD)	<i>Please refer to overall dimension drawings of each model.</i>
Internal Usable Size for Camera Module	Ø80 x 282 mm
Cable Entry	2 x M25
Weight	Approximate 25KG
Electrical	
Operating Voltage	AC110-240V (0.5A - 1.10A), 50/60Hz Optional: IEEE 802.3at PoE+
Power Consumption	Max 110W (110V), Max 120W (240V)
Thermostatically Controlled Heater	T°C on: <10°C, T°C off: >10°C
Optional	
Wiper Mechanism	Available for SX1CH-W and SX1CH-LEDW model
LED Illumination	Up to 200 meters (Available for SX1CH-LED and SX1CH-LEDW model)
Built in Fiber Optic Module	Single Mode or Multi Mode (-SM or -MM model, please refer to below ordering info)
Accessories	
Standard	Sunshield, Swivel Joints
Optional	Wall Bracket

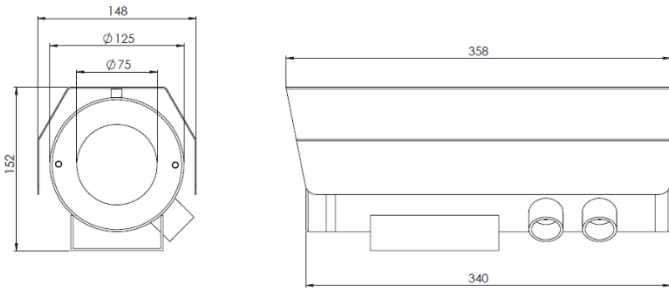
IP Camera/Lens

Camera	
Day/Night	Automatically removable IR-cut filter
Shutter Time	1~1/10K s
Image Settings	Color, Brightness, Sharpness, Contrast, White Balance, Exposure Control, 2DNR, 3DNR, NR by Motion Masking, Text Overlay
Corridor Mode	Corridor Mode 90°, 180°, 270° rotation
Image	
Image Sensor	1/2.7" Progressive CMOS
Effective Pixels	HxV = 2720x1976 (5MP)
Pixel Size	2.0 µm
Lens Type	Motorized Lens, P-Iris, F1.6
Focal Length	f =2.7 mm (wide) to 12.0 mm (tele)
FOV	Horizontal: 102.1° (wide), 31.5° (tele) Vertical: 70.3° (wide), 22.7° (tele)
Zoom	5x optical zoom, digital zoom ready
Min. Illumination	Color: 0.11Lux B/W: 0.023Lux
Frame Rate (Maximum)	H.265 HDR 5M @30fps + 720p @30fps
	H.264 HDR 5M @30fps + 720p @30fps
	MJPEG: 1080p @30fps
Compression Standard	
Video Compression	H.265/H.264/MJPEG
Video Streaming	Up to 4 individually configurable streams in H.265/ H.264/ MJPEG, Configurable resolution/ frame rate/ bandwidth VBR/ CBR in H.265/ H.264
Audio Compression	G.711/ G.726/ LPCM
Network	
Security	User Authentication/ HTTPS/ IP Filter/ IEEE 802.1x
Supported Protocols	ARP, PPPoE, IPv4/v6, ICMP, IGMP, QoS, TCP, UDP, DHCP, UPnP, SNMP, SMTP, RTP, RTSP, HTTP, HTTPS, FTP, NTP, DDNS
ONVIF	Profile S/ G/ T/ M conformant
System Integration	
Analytics	Motion Detection/ Tampering/ Audio detection
Event Triggers	External Input, Analytics, Network Failure Detection, Periodical Event, Manual Trigger
Event Actions	External output Activation, Video, and audio recording to edge storage File Upload: FTP, network share and email Notification: HTTP, FTP, email
Intelligent Video Analytics	
General Analytics	Motion Detection/Tampering/Audio detection
DNN Analytics	Face Detection/Tracking/Recognition LPR Detection/Recognition People Counting Human/Vehicle Classification Object Classification/Recognition
Interface	
Storage	Support for MicroSD/microSDHC/microSDXC card Support for recording to NAS

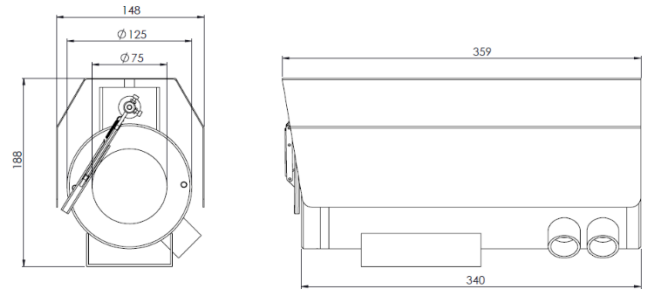
*Analog camera and other camera module options are available upon request.

*Thermal camera options are available for G model. Please contact us for the details

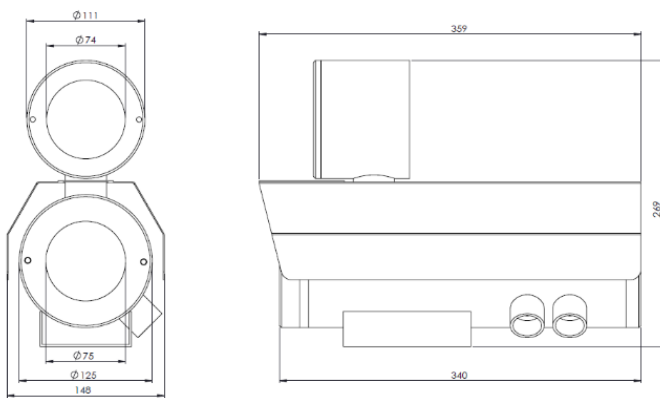
Outline Dimensions (mm)



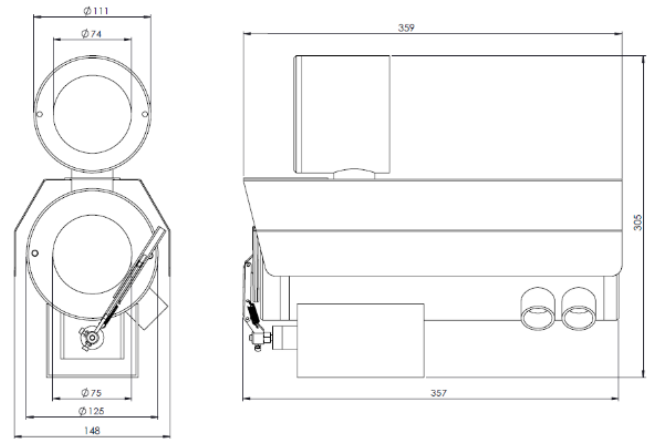
SX1CH Outline Dimensions



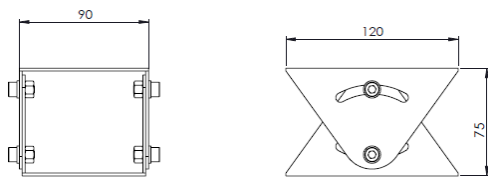
SX1CH-W Outline Dimensions



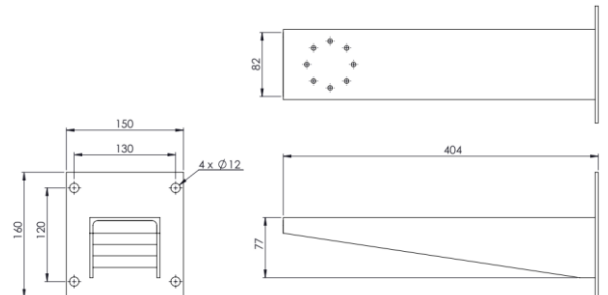
SX1CH-LED Outline Dimensions



SX1CH-LEDW Outline Dimensions



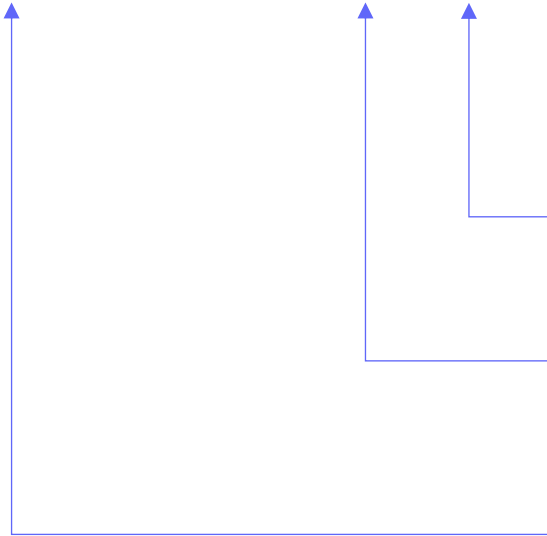
SJ-SX1CH - Swivel Joints Outline Dimensions



WB-SX1CH - Wall Bracket Outline Dimensions

Model & Ordering Code

SX1CH - X - 5x5M - X - X



POE Options

Blank : No additional option
POE : POE+

Built-in Fiber Optic Module Options

Blank : No additional option
SM : Single Mode
MM : Multi Mode

Additional Options

Blank : No additional option
W : Fitted with wiper mechanism
LED : With LED Illuminator
LEDW : With LED Illuminator and Wiper

Standard Accessories

SCH-SX1CH : Sunshield for Camera Housing (for SX1 series without LED illuminator)
SCH-SX1CH-LED : Sunshield for Camera Housing with LED illuminator (for SX1CH-LED and SX1CH-LEDW)
SJ-SX1CH : Swivel Joints

Optional Accessories

WB-SX1CH : Wall Bracket