

MW1 Series

Outdoor Self-Priming Washer System



Main Features




Stainless Steel 304
material bracket
construction



Optional 10 or 25
liters tank capacity



IP 66 Rating



10 meters standard
pumping head height
(optional 15 meters
with 25 liters tank)

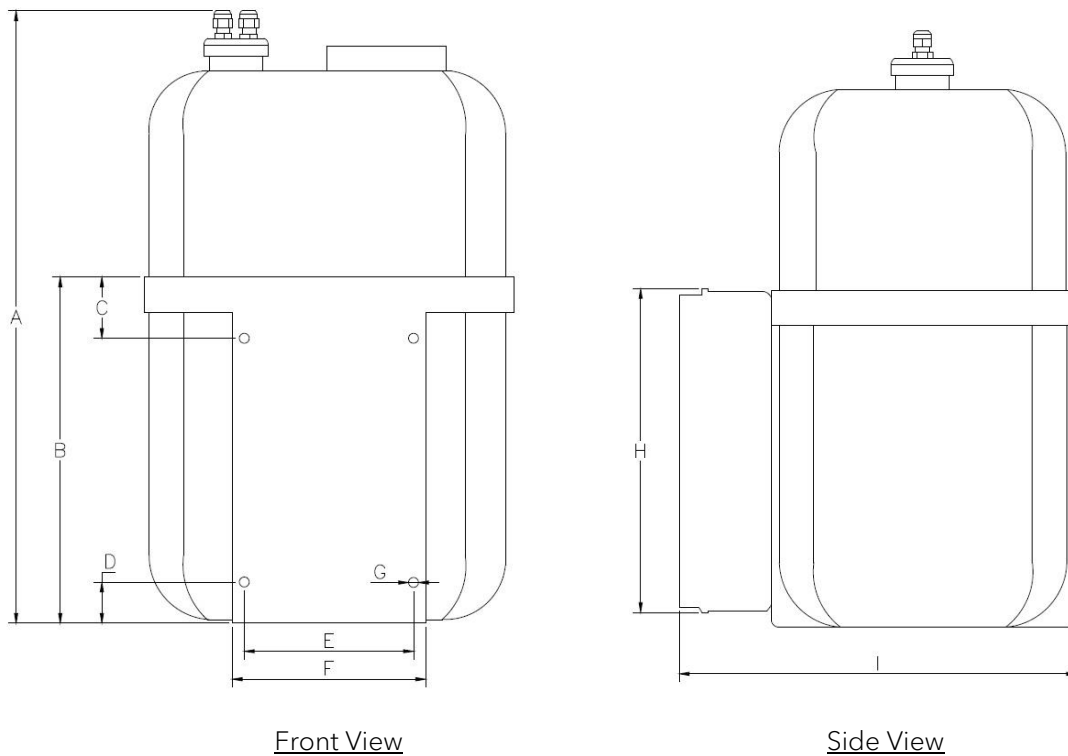


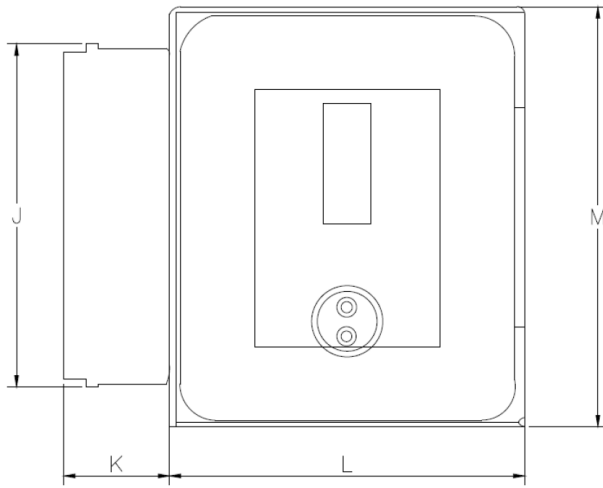
Weatherproof

Technical Data

General		
Ingress Protection	IP66 (for power supply box)	
Operating Temperature	-15°C to 60°C	
Mechanical		
Bracket Material	Stainless Steel AISI304 bracket (optional AISI316L material upon request)	
Tank Capacity	10 or 25 liters (please specify)	
Tank Material	HDPE (High Density Polyethylene)	
Hose Material	Black tough, abrasion resistant Nylon PA6	
Pump Head Height	10 or 15 meters (please specify)	
Overall Dimension (WxHxD)	10 L model: 235×325×315mm	25 L model: 310×440×380mm
Weight (empty)	10 liters model: 2.6kg	25 liters model: 4.1kg
Electrical		
Operating Voltage	12VDC, 24VDC, 24VAC, 110VAC or 230VAC (please specify)	
Power Consumption	10 meters pump: 40 W max	15 meters pump: 80 W max
Accessories (Optional)		
PCBMW1	Telemetry control board with RS485 communication, Pelco D or P control protocol (please specify)	
SRMW1	Self-refilling kit with float and ball valve, for 25 liters tank only (water supply inlet by end user)	

Outline Dimensions (mm)





Top View

	A	B	C	D	E	F	G	H	I	J	K	L	M
10 L	325	250	60	28	99	165	10	240	315	200	115	200	235
25 L	440	250	60	28	99	165	10	240	380	200	115	265	310

Model & Ordering Code

MW1 - X - X

